

# *Titan Gage, Inc.*

---

*Manufacturers of Precision Gages  
Uncompromising quality and service*

*Titan Gage, Inc.  
106 SCT Drive  
P.O. Box 489  
White House, TN 37188*

*Voice 1-615-672-4171  
Fax 1-615-672-2665  
E-mail: [info@titangage.com](mailto:info@titangage.com)  
Effective 10-1-2023  
F.O.B. White House, TN*

# Table of Contents

Description	Page Number
Taperlock and Reversible Thread Plug Gages (Inch) .....	1
Thread Ring and Setting Plug Gages (Inch) .....	2
Metric Thread Gages .....	3
NPT, NPTF and Helical Coil Thread Gages .....	4
Pitch Diameter Chans (Inch and Metric) .....	5, 6, 7 and 8
Plain Cylindrical Ring Gage .....	9
Taperlock and Trilock Plain Cylindrical Plug Gages .....	10
Pin Type Reversible Plain Cylindrical Plug Gages and Extra Length Pin Gages .....	11
Master Setting Discs - Gage Maker's Tolerance Chan .....	12
Flexible Hole Location Gages .....	13

## Calibration Services

Thread Plug Gages	New Gage List Price	Inservice Gage List Price
Long Form Certification	23.00	38.00
Thread Ring Gages		
Long Form Certification	23.00	40.00
Pipe Plug Gages		
Long Form Certification		
1/16-3"	33.00	50.00
3 1/2 - 6"	38.00	54.00
Pipe Ring Gages		
Long Form Certification		
1/16-3"	33.00	54.00
3 1/2 - 6"	38.00	60.00
Plain Cylindrical Plug or Ring Gages		
Long Form Certification		
.040 to and incl. 2.010 diameter	20.00	34.00
2.0101 to and incl. 5.510 diameter	25.00	41.00
5-5101 to and incl. 11.000 diameter	29.00	53.00
11.000 and above	38.00	72.00

**Certificates of Compliance supplied at No Charge on all new products upon request.**

### Definitions

Long Form Certifications are certifications with multiple readings and measurements for all gage characteristics

# Thread Work Plugs

## Taperlock and Reversible Style (Inch)



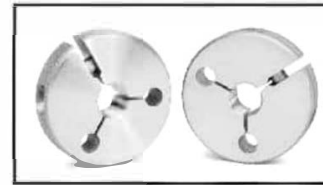
CLASS X TOLERANCE				TAPERLOCK THREAD WORK PLUGS				REVERSIBLE THREAD WORK PLUGS			
SIZE	THREADS PER INCH			GO OR NO GO CLASS 2B, 3B	HANDLE SIZE	PRICE	DOUBLE END GO & NO GO	GO OR NO GO CLASS 2B, 3B	HANDLE SIZE	PRICE	DOUBLE END GO & NO GO
	UNC	UNF	UNEF								
#0	--	80	--	59.00	000	14.00	132.00	78.00	1W	16.00	172.00
#1	64	72	--	59.00	000	14.00	132.00	78.00	1W	16.00	172.00
#2	56	64	--	59.00	000	14.00	132.00	78.00	2W	16.00	172.00
#3	48	56	--	57.00	000	14.00	128.00	71.00	2W	16.00	158.00
#4	40	48	--	57.00	00	14.00	128.00	71.00	2W	16.00	158.00
#5	40	44	--	49.00	00	14.00	112.00	71.00	2W	16.00	158.00
#6	32	40	--	49.00	00	14.00	112.00	71.00	2W	16.00	158.00
#8	32	36	--	47.00	0	14.00	108.00	71.00	2W	16.00	158.00
#10	24	32	--	47.00	0	14.00	108.00	71.00	3W	17.00	159.00
#12	24	28	--	47.00	0	14.00	108.00	71.00	3W	17.00	159.00
#12	--	--	32	73.00	0	14.00	160.00	103.00	3W	17.00	223.00
1/4	20	28	--	42.00	1	14.00	98.00	61.00	3W	17.00	139.00
1/4	--	--	32	72.00	1	14.00	158.00	98.00	3W	17.00	213.00
5/16	18	24	--	43.00	1	14.00	100.00	61.00	4W	17.00	139.00
5/16	--	--	32	72.00	1	14.00	158.00	98.00	4W	17.00	213.00
3/8	16	24	--	43.00	2	14.00	100.00	61.00	4W	17.00	139.00
3/8	--	--	32	86.00	2	14.00	186.00	105.00	4W	17.00	227.00
7/16	14	20	--	44.00	2	14.00	102.00	63.00	5W	18.00	144.00
7/16	--	--	28	81.00	2	14.00	176.00	105.00	5W	18.00	228.00
1/2	13	20	--	46.00	2	14.00	106.00	68.00	5W	18.00	154.00
1/2	--	--	28	81.00	2	14.00	176.00	114.00	5W	18.00	246.00
9/16	12	18	--	57.00	3	14.00	128.00	76.00	6W	19.00	171.00
9/16	--	--	24	90.00	3	14.00	194.00	126.00	6W	19.00	271.00
5/8	11	18	--	57.00	3	14.00	128.00	75.00	6W	19.00	169.00
5/8	--	--	24	90.00	3	14.00	194.00	126.00	6W	19.00	271.00
11/16	--	--	24	90.00	3	14.00	194.00	126.00	7W	21.00	273.00
3/4	10	16	--	64.00	3	14.00	142.00	81.00	7W	21.00	183.00
3/4	--	--	20	98.00	3	14.00	210.00	132.00	7W	21.00	285.00
13/16	--	--	20	103.00	4	14.00	220.00				
7/8	9	14	--	70.00	4	14.00	154.00				
7/8	--	--	20	103.00	4	14.00	220.00				
15/16	--	--	20	103.00	4	14.00	220.00				
1"	8	12(14)	--	81.00	4	14.00	176.00				
1"	--	--	20	116.00	4	14.00	246.00				
1-1/16	12	--	18	116.00	4	14.00	246.00				
1-1/8	7	12	--	104.00	4	14.00	222.00				
1-1/8	--	--	18	121.00	4	14.00	256.00				
1-3/16	--	--	18	130.00	5	16.00	276.00				
1-1/4	7	12	--	127.00	5	16.00	270.00				
1-1/4	--	--	18	127.00	5	16.00	270.00				
1-5/16	--	--	18	138.00	5	16.00	292.00				
1-3/8	6	12	--	132.00	5	16.00	280.00				
1-3/8	--	--	18	143.00	5	16.00	302.00				
1-1/2	6	12	--	142.00	5	16.00	300.00				
1-1/2	--	--	18	156.00	5	16.00	328.00				

### Chrome Plating

*Titan Gage* provides Chrome Plating on standard stock thread working plug gages at no additional charge. Chrome Plating extends the wear life of these products by more than 100%, which gives our customers dramatic savings on replacement costs. Look for the "**CHROME PLATED**" notation for extra value.

# Thread Ring and Setting Plug Gages

(Inch)



CLASS X TOLERANCE				TRUNCATED SETTING PLUG GAGES				AGD THREAD RING GAGES		
SIZE	THREADS PER INCH			GO OR NO GO CLASS 2A, 3A	HANDLE SIZE	PRICE	DOUBLE END GO & NO GO	GO OR NO GO CLASS 2A, 3A	HOLDER NO.	PRICE
	UNC	UNF	UNEF							
#0	--	80	--	112.00	000	14.00	238.00	206.00	1	16.00
#1	64	72	--	112.00	000	14.00	238.00	190.00	1	16.00
#2	56	64	--	112.00	000	14.00	238.00	151.00	1	16.00
#3	48	56	--	104.00	000	14.00	222.00	151.00	1	16.00
#4	40	48	--	104.00	00	14.00	222.00	140.00	1	16.00
#5	40	44	--	99.00	00	14.00	212.00	122.00	1	16.00
#6	32	40	--	99.00	00	14.00	212.00	122.00	1	16.00
#8	32	36	--	99.00	0	14.00	212.00	128.00	1	16.00
#10	24	32	--	99.00	0	14.00	212.00	128.00	1	16.00
#12	24	28	--	101.00	0	14.00	216.00	128.00	1	16.00
#12	--	--	32	109.00	0	14.00	232.00	144.00	1	16.00
1/4	20	28	--	85.00	1	14.00	184.00	115.00	2	18.00
1/4	--	--	32	115.00	1	14.00	244.00	148.00	2	18.00
5/16	18	24	--	85.00	1	14.00	184.00	115.00	2	18.00
5/16	--	--	32	115.00	1	14.00	244.00	148.00	2	18.00
3/8	16	24	--	85.00	2	14.00	184.00	115.00	3	21.00
3/8	--	--	32	131.00	2	14.00	276.00	154.00	3	21.00
7/16	14	20	--	90.00	2	14.00	194.00	120.00	3	21.00
7/16	--	--	28	135.00	2	14.00	284.00	154.00	3	21.00
1/2	13	20	--	94.00	2	14.00	202.00	131.00	3	21.00
1/2	--	--	28	146.00	2	14.00	306.00	164.00	3	21.00
9/16	12	18	--	107.00	3	14.00	228.00	144.00	4	23.00
9/16	--	--	24	157.00	3	14.00	328.00	176.00	4	23.00
5/8	11	18	--	114.00	3	14.00	242.00	148.00	4	23.00
5/8	--	--	24	160.00	3	14.00	334.00	181.00	4	23.00
11/16	--	--	24	167.00	3	14.00	348.00	183.00	4	23.00
3/4	10	16	--	123.00	3	14.00	260.00	192.00	4	23.00
3/4	--	--	20	176.00	3	14.00	366.00	215.00	4	23.00
13/16	--	--	20	176.00	3	14.00	366.00	218.00	4	29.00
7/8	9	14	--	144.00	4	14.00	302.00	214.00	5	29.00
7/8	--	--	20	181.00	4	14.00	376.00	229.00	5	29.00
15/16	--	--	20	183.00	4	14.00	380.00	236.00	5	29.00
1"	8	12(14)	--	167.00	4	14.00	348.00	254.00	5	29.00
1"	--	--	20	195.00	4	14.00	404.00	268.00	5	29.00
1-1/16	12	--	18	194.00	4	14.00	402.00	279.00	5	29.00
1-1/8	7	12	--	194.00	4	14.00	402.00	279.00	5	29.00
1-1/8	--	--	18	207.00	4	14.00	428.00	293.00	5	29.00
1-3/16	--	--	18	215.00	5	16.00	446.00	306.00	5	29.00
1-1/4	7	12	--	215.00	5	16.00	446.00	307.00	6	37.00
1-1/4	--	--	18	239.00	5	16.00	494.00	320.00	6	37.00
1-5/16	--	--	18	239.00	5	16.00	494.00	326.00	6	37.00
1-3/8	6	12	--	245.00	5	16.00	506.00	337.00	6	37.00
1-3/8	--	--	18	256.00	5	16.00	528.00	357.00	6	37.00
1-1/2	6	12	--	259.00	5	16.00	534.00	375.00	6	37.00
1-1/2	--	--	18	267.00	5	16.00	550.00	392.00	6	37.00

Chrome plate for rings add 30%

Class W on P. D. add 25%

All truncated setting plugs are class X on P.D., class W on lead and angles.

# Metric Thread Gages

## CHROME PLATED



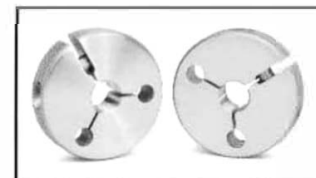
## CHROME PLATED



NOMINAL SIZE 6H TOLERANCE		TAPERLOCK THREAD WORK PLUGS				REVERSIBLE THREAD WORK PLUGS			
COARSE	FINE	PRICE PER MEMBER	HANDLE SIZE	PRICE	DOUBLE END GO & NO GO	PRICE PER MEMBER	HANDLE SIZE	PRICE	DOUBLE END GO & NO GO
M1.6 x .35	--	75.00	000	14.00	164.00	90.00	1W	15.00	195.00
M1.8 x .35	--	75.00	000	14.00	164.00	90.00	1W	15.00	195.00
M2.0 x .40	--	75.00	000	14.00	164.00	90.00	2W	15.00	195.00
M2.2 x .45	--	75.00	000	14.00	164.00	90.00	2W	15.00	195.00
M2.5 x .45	--	70.00	000	14.00	154.00	90.00	2W	15.00	195.00
M3.0 x .50	--	70.00	00	14.00	154.00	83.00	2W	15.00	181.00
M3.5 x .60	--	63.00	00	14.00	140.00	73.00	2W	15.00	161.00
M4.0 x .70	--	63.00	0	14.00	140.00	73.00	2W	15.00	161.00
M4.5 x .75	--	65.00	0	14.00	144.00	74.00	2W	15.00	163.00
M5.0 x .80	--	63.00	0	14.00	140.00	73.00	3W	16.00	162.00
M6.0 x 1.0	--	50.00	1	14.00	114.00	62.00	3W	16.00	140.00
M7.0 x 1.0	--	53.00	1	14.00	120.00	62.00	3W	16.00	140.00
M8.0 x 1.25	1.00	48.00	1	14.00	110.00	62.00	4W	17.00	141.00
M10.0 x 1.50	1.25	53.00	2	14.00	120.00	62.00	4W	17.00	141.00
M12.0 x 1.75	1.25(1.50)	58.00	2	14.00	130.00	69.00	5W	17.00	155.00
M14.0 x 2.00	1.50	66.00	3	14.00	146.00	77.00	6W	19.00	173.00
M16.0 x 2.00	1.50	66.00	3	14.00	146.00	76.00	6W	19.00	171.00
M18.0 x 2.50	1.50	73.00	3	14.00	160.00	90.00	7W	21.00	201.00
M20.0 x 2.50	1.50	79.00	3	14.00	172.00				
M22.0 x 2.50	1.50	79.00	4	14.00	172.00				
M24.0 x 3.00	2.00	91.00	4	14.00	196.00				
M27.0 x 3.00	2.00	124.00	4	14.00	262.00				
M30.0 x 3.50	2.00	147.00	5	16.00	310.00				
M33.0 x 3.50	2.00	147.00	5	16.00	310.00				
M36.0 x 4.00	3.00	171.00	5	16.00	358.00				

**TRILOCKS ABOVE M20  
PRICED UPON REQUEST**

NOMINAL SIZE 6g TOLERANCE		TRUNCATED SETTING PLUG GAGES				AGD THREAD RING GAGES		
COARSE	FINE	PRICE PER MEMBER	HANDLE SIZE	PRICE	DOUBLE END GO & NO GO	PRICE PER MEMBER	HOLDER SIZE	PRICE
M1.6 x .35	--	155.00	000	14.00	324.00	233.00	1	16.00
M1.8 x .35	--	155.00	000	14.00	324.00	233.00	1	16.00
M2.0 x .40	--	132.00	000	14.00	278.00	189.00	1	16.00
M2.2 x .45	--	132.00	000	14.00	278.00	189.00	1	16.00
M2.5 x .45	--	132.00	000	14.00	278.00	189.00	1	16.00
M3.0 x .50	--	132.00	00	14.00	278.00	164.00	1	16.00
M3.5 x .60	--	132.00	00	14.00	278.00	164.00	1	16.00
M4.0 x .70	--	124.00	0	14.00	262.00	156.00	1	16.00
M4.5 x .75	--	125.00	0	14.00	264.00	156.00	1	16.00
M5.0 x .80	--	124.00	0	14.00	262.00	156.00	1	16.00
M6.0 x 1.0	--	104.00	1	14.00	222.00	144.00	2	18.00
M7.0 x 1.0	--	106.00	1	14.00	226.00	144.00	2	18.00
M8.0 x 1.25	1.00	106.00	1	14.00	226.00	144.00	2	18.00
M10.0 x 1.50	1.25	111.00	2	14.00	236.00	156.00	3	21.00
M12.0 x 1.75	1.25(1.50)	121.00	2	14.00	256.00	163.00	3	21.00
M14.0 x 2.00	1.50	137.00	3	14.00	288.00	179.00	4	23.00
M16.0 x 2.00	1.50	137.00	3	14.00	288.00	179.00	4	23.00
M18.0 x 2.50	1.50	156.00	3	14.00	326.00	237.00	4	23.00
M20.0 x 2.50	1.50	163.00	3	14.00	340.00	273.00	4	23.00
M22.0 x 2.50	1.50	202.00	4	14.00	418.00	282.00	5	29.00
M24.0 x 3.00	2.00	217.00	4	14.00	448.00	346.00	5	29.00
M27.0 x 3.00	2.00	234.00	4	14.00	482.00	357.00	5	29.00
M30.0 x 3.50	2.00	246.00	5	16.00	508.00	365.00	5	29.00
M33.0 x 3.50	2.00	262.00	5	16.00	540.00	404.00	6	37.00
M36.0 x 4.00	3.00	283.00	5	16.00	582.00	450.00	6	37.00



Chrome plate for rings add 30%  
Class W on P. D. for set plugs add 25%

All truncated setting plugs are class X on P.D., class W on lead and angles.



# Pipe Thread Gages



L-1 THREAD PLUG



L-3 THREAD PLUG



L-1 THIN RING



L-2 THICK RING



PLAIN PLUG (6 STEP)



6 STEP PLAIN RING

SIZE	NPT		NPTF PLUGS		NPTF RINGS			HANDLES	
	PLUG GAGE	RING GAGE	L-1 or L-3	6-STEP PLAIN	L-1	L-2	6-STEP PLAIN	SIZE	PRICE
1/16-27	106.00	203.00	138.00	218.00	206.00	287.00	350.00	1	14.00
1/8-27	73.00	144.00	98.00	218.00	144.00	275.00	350.00	2	14.00
1/4- 18	86.00	157.00	114.00	218.00	173.00	287.00	350.00	3	14.00
3/8-18	98.00	181.00	138.00	218.00	181.00	302.00	350.00	3	14.00
1/2 - 14	108.00	200.00	156.00	218.00	202.00	311.00	350.00	4	14.00
3/4- 14	122.00	227.00	173.00	230.00	229.00	343.00	392.00	4	14.00
1 - 11-1/2	140.00	257.00	190.00	248.00	260.00	375.00	392.00	5	16.00
1-1/4 - 11-1/2	152.00	279.00	214.00	283.00	284.00	409.00	395.00	5	16.00
1-1/2 - 11-1/2	175.00	332.00	244.00	309.00	335.00	448.00	455.00	5	16.00
2 - 11-1/2	209.00	398.00	290.00	428.00	400.00	522.00	550.00	5	16.00
2-1/2 - 8	252.00	463.00	384.00	635.00	468.00	625.00	660.00	6	22.00
3 - 8	308.00	573.00	463.00	694.00	584.00	733.00	794.00	6	22.00

- Larger sizes available upon request.
- L-1 and L-3 Plugs supplied with 1 step as standard.
- Chrome plate add 30%.
- Straight pipe and specials available upon request.

# Helical Coil Gages (STI)

CHROME PLATED



SIZE	THREADS PER INCH		GO or NO GO CLASS 28.3B	HANDLES	
	UNC	UNF		SIZE	PRICE
#2	56	-	68.00	00	14.00
#4	40	48	62.00	00	14.00
#5	40	-	62.00	0	14.00
#6	32	40	62.00	0	14.00
#8	32	36	62.00	0	14.00
#10	24	32	59.00	0	14.00
#12	24	-	59.00	1	14.00
1/4	20	28	58.00	1	14.00
5/16	18	24	58.00	2 (1)	14.00
3/8	16	24	59.00	2	14.00
7/16	14	20	59.00	3	14.00
1/2	13	20	64.00	3	14.00

The Titan Gage staff has served on various ANSI Pipe Thread committees and the American Petroleum Institute subcommittee on gages. If you have questions concerning pipe threads, pipe gages, or gages in general, please call and allow us to serve you.

The Titan Gage staff

# Unified Thread Gages

## Pitch Diameter Chart — Thread Work Plugs

NOMINAL SIZE	Go Basic	NoGo 2B	NoGo 3B
0-80 UNF	.0519	.0542	.0536
1-64 UNC	.0629	.0655	.0648
1-72 UNF	.0640	.0665	.0659
2-56 UNC	.0744	.0772	.0765
2-64 UNF	.0759	.0786	.0779
3-48 UNC	.0855	.0885	.0877
3-56 UNF	.0874	.0902	.0895
4-40 UNC	.0958	.0991	.0982
4-48 UNF	.0985	.1016	.1008
5-40 UNC	.1088	.1121	.1113
5-44 UNF	.1102	.1134	.1126
6-32 UNC	.1177	.1214	.1204
6-40 UNF	.1218	.1252	.1243
8-32 UNC	.1437	.1475	.1465
8-36 UNF	.1460	.1496	.1487
10-24 UNC	.1629	.1672	.1661
10-32 UNF	.1697	.1736	.1726
12-24 UNC	.1889	.1933	.1922
12-28 UNF	.1928	.1970	.1959
12-32 UNEF	.1957	.1998	.1988
1/4-20 UNC	.2175	.2224	.2211
1/4-28 UNF	.2268	.2311	.2300
1/4-32 UNEF	.2297	.2339	.2328
5/16-18 UNC	.2764	.2817	.2803
5/16-24 UNF	.2854	.2902	.2890
5/16-32 UNEF	.2922	.2964	.2953
3/8-16 UNC	.3344	.3401	.3387
3/8-24 UNF	.3479	.3528	.3516
3/8-32 UNEF	.3547	.3591	.3580
7/16-14 UNC	.3911	.3972	.3957
7/16-20 UNF	.4050	.4104	.4091
7/16-28 UNEF	.4143	.4189	.4178
1/2-13 UNC	.4500	.4565	.4548
1/2-20 UNF	.4675	.4731	.4717
1/2-28 UNEF	.4768	.4816	.4804
9/16-12 UNC	.5084	.5152	.5135
9/16-18 UNF	.5264	.5323	.5308

NOMINAL SIZE	Go Basic	NoGo 2B	NoGo 3B
9/16-24 UNEF	.5354	.5405	.5392
5/8- 11 UNC	.5660	.5732	.5714
5/8-18 UNF	.5889	.5949	.5934
5/8-24 UNEF	.5979	.6031	.6018
11/16-24 UNEF	.6604	.6656	.6643
3/4-10 UNC	.6850	.6927	.6907
3/4-16 UNF	.7094	.7159	.7143
3/4-20 UNEF	.7175	.7232	.7218
13/16-20 UNEF	.7800	.7857	.7843
7/8- 9 UNC	.8028	.8110	.8089
7/8-14 UNF	.8286	.8356	.8339
7/8-20 UNEF	.8425	.8482	.8468
15/16-20 UNEF	.9050	.9109	.9094
1- 8 UNC	.9188	.9276	.9254
1-12 UNF	.9459	.9535	.9516
1-14 UNS	.9536	.9609	.9590
1-20 UNEF	.9675	.9734	.9719
1 1/16-12 UNF	1.0084	1.0158	1.0139
1 1/16-18 UNEF	1.0264	1.0326	1.0310
1 1/8 7 UNC	1.0322	1.0416	1.0393
1 1/8-12 UNF	1.0709	1.0787	1.0768
1 1/8-18 UNEF	1.0889	1.0951	1.0935
1 3/16-12 UNF	1.1334	1.1409	1.1390
1 3/16-18 UNEF	1.1514	1.1577	1.1561
1 1/4- 7 UNC	1.1572	1.1668	1.1644
1 1/4-12 UNF	1.1959	1.2039	1.2019
1 1/4-18 UNEF	1.2139	1.2202	1.2186
1 5/16-12 UNF	1.2584	1.2659	1.2640
1 5/16-18 UNEF	1.2764	1.2827	1.2811
1 3/8- 6 UNC	1.2667	1.2771	1.2745
1 3/8-12 UNF	1.3209	1.3291	1.3270
1 3/8-18 UNEF	1.3389	1.3452	1.3436
1 7/16- 12 UNF	1.3834	1.3910	1.3891
1 7/16-18 UNEF	1.4014	1.4079	1.4062
1 1/2- 6 UNC	1.3917	1.4022	1.3996
1 1/2-12 UNF	1.4459	1.4542	1.4522
1 1/2-18 UNEF	1.4639	1.4704	1.4687



# Unified Thread Gages

## Pitch Diameter Chart — Thread Ring and Setting Plugs

NOMINAL SIZE	Go 3A	NoGo 3A	Go 2A	NoGo 2A
0-80 UNF	.0519	.0506	.0514	.0496
1-64 UNC	.0629	.0614	.0623	.0603
1-72 UNF	.0640	.0626	.0634	.0615
2-56 UNC	.0744	.0728	.0738	.0717
2-64 UNF	.0759	.0744	.0753	.0733
3-48 UNC	.0855	.0838	.0848	.0825
3-56 UNF	.0874	.0858	.0867	.0845
4-40 UNC	.0958	.0939	.0950	.0925
4-48 UNF	.0985	.0967	.0978	.0954
5-40 UNC	.1088	.1069	.1080	.1054
5-44 UNF	.1102	.1083	.1095	.1070
6-32 UNC	.1177	.1156	.1169	.1141
6-40 UNF	.1218	.1198	.1210	.1184
8-32 UNC	.1437	.1415	.1428	.1399
8-36 UNF	.1460	.1439	.1452	.1424
10-24 UNC	.1629	.1604	.1619	.1586
10-32 UNF	.1697	.1674	.1688	.1658
12-24 UNC	.1889	.1863	.1879	.1845
12-28 UNF	.1928	.1904	.1918	.1886
12-32 UNEF	.1957	.1933	.1948	.1917
1/4-20 UNC	.2175	.2147	.2164	.2127
1/4-28 UNF	.2268	.2243	.2258	.2225
1/4-32 UNEF	.2297	.2273	.2287	.2255
5/16-18 UNC	.2764	.2734	.2752	.2712
5/16-24 UNF	.2854	.2827	.2843	.2806
5/16-32 UNEF	.2922	.2898	.2912	.2880
3/8-16 UNC	.3344	.3311	.3331	.3287
3/8-24 UNF	.3479	.3450	.3468	.3430
3/8-32 UNEF	.3547	.3522	.3537	.3503
7/16-14 UNC	.3911	.3876	.3897	.3850
7/16-20 UNF	.4050	.4019	.4037	.3995
7/16-28 UNEF	.4143	.4116	.4132	.4096
1/2-13 UNC	.4500	.4463	.4485	.4435
1/2-20 UNF	.4675	.4643	.4662	.4619
1/2-28 UNEF	.4768	.4740	.4757	.4720
9/16-12 UNC	.5084	.5045	.5068	.5016
9/16-18 UNF	.5264	.5230	.5250	.5205

NOMINAL SIZE	Go 3A	NoGo 3A	Go 2A	NoGo 2A
9/16-24 UNEF	.5354	.5325	.5342	.5303
5/8-11 UNC	.5660	.5619	.5644	.5589
5/8-18 UNF	.5889	.5854	.5875	.5828
5/8-24 UNEF	.5979	.5949	.5967	.5927
11/16-24 UNEF	.6604	.6574	.6592	.6552
3/4-10 UNC	.6850	.6806	.6832	.6773
3/4-16 UNF	.7094	.7056	.7079	.7029
3/4-20 UNEF	.7175	.7142	.7162	.7118
13/16-20 UNEF	.7800	.7767	.7787	.7743
7/8-9 UNC	.8028	.7981	.8009	.7946
7/8-14 UNF	.8286	.8245	.8270	.8216
7/8-20 UNEF	.8425	.8392	.8412	.8368
15/16-20 UNEF	.9050	.9016	.9036	.8991
1- 8 UNC	.9188	.9137	.9168	.9100
1-12 UNF	.9459	.9415	.9441	.9382
1-14 UNS	.9536	.9494	.9519	.9463
1-20 UNEF	.9675	.9641	.9661	.9616
1 1/16-12 UNF	1.0084	1.0042	1.0067	1.0010
1 1/16-18 UNEF	1.0264	1.0228	1.0250	1.0203
1 1/8- 7 UNC	1.0322	1.0268	1.0300	1.0228
1 1/8-12 UNF	1.0709	1.0664	1.0691	1.0631
1 1/8-18 UNEF	1.0889	1.0853	1.0875	1.0828
1 3/16-12 UNF	1.1334	1.1291	1.1317	1.1259
1 3/16-18 UNEF	1.1514	1.1478	1.1499	1.1450
1 1/4- 7 UNC	1.1572	1.1517	1.1550	1.1476
1 1/4-12 UNF	1.1959	1.1913	1.1941	1.1879
1 1/4-18 UNEF	1.2139	1.2103	1.2124	1.2075
1 5/16-12 UNF	1.2584	1.2541	1.2567	1.2509
1 5/16-18 UNEF	1.2764	1.2728	1.2749	1.2700
1 3/8- 6 UNC	1.2667	1.2607	1.2643	1.2563
1 3/8-12 UNF	1.3209	1.3162	1.3190	1.3127
1 3/8-18 UNEF	1.3389	1.3353	1.3374	1.3325
1 7/16-12 UNF	1.3834	1.3790	1.3816	1.3757
1 7/16-18 UNEF	1.4014	1.3977	1.3999	1.3949
1 1/2- 6 UNC	1.3917	1.3856	1.3893	1.3812
1 1/2-12 UNF	1.4459	1.4411	1.4440	1.4376
1 1/2-18 UNEF	1.4639	1.4602	1.4624	1.4574



# Metric Thread Gages

## Pitch Diameter Chart — Thread Work Plugs

NOMINAL SIZE	METRIC		DECIMAL REF. ONLY	
	Go 6H	NoGo 6H	Go 6H	NoGo 6H
1.6x .35	1.373	1.458	.05406	.05740
1.8x .35	1.573	1.658	.06193	.06528
2x .4	1.740	1.830	.06850	.07205
2.2x .45	1.908	2.003	.07512	.07886
2.5x .45	2.208	2.303	.08693	.09067
3x .5	2.675	2.775	.10531	.10925
3.5x .6	3.110	3.222	.12244	.12685
4x .7	3.545	3.663	.13957	.14421
4.5x .75	4.013	4.131	.15799	.16264
5x .8	4.480	4.605	.17638	.18130
5.5x .75	5.013	5.131	.19736	.20201
6x1.0	5.350	5.500	.21063	.21654
6.3x1.0	5.650	5.800	.22244	.22835
7x1.0	6.350	6.500	.25000	.25591
8x1.25	7.188	7.348	.28299	.28929
8x1.0	7.350	7.500	.28937	.29528
9x1.25	8.188	8.348	.32236	.32866
10x .75	9.513	9.645	.37453	.37972
10x1.5	9.026	9.206	.35535	.36244
10x1.25	9.188	9.348	.36173	.36803
11x1.5	10.026	10.206	.39472	.40181
12x1.0	11.350	11.510	.44685	.45315
12x1.50	11.026	11.216	.43409	.44157
12x1.75	10.863	11.063	.42768	.43555
12x1.25	11.188	11.368	.44047	.44756
14x2.0	12.701	12.913	.50004	.50838
14x1.5	13.026	13.216	.51283	.52031
15x1.5	14.026	14.216	.55220	.55968
15x1.0	14.350	14.510	.56496	.57126
16x2.0	14.701	14.913	.57878	.58712
16x1.5	15.026	15.216	.59157	.59905
17x1.0	16.350	16.510	.64370	.65000

NOMINAL SIZE	METRIC		DECIMAL REF. ONLY	
	Go 6H	NoGo 6H	Go 6H	NoGo 6H
17x1.5	16.026	16.216	.63094	.63842
18x2.5	16.376	16.600	.64472	.65354
18x1.5	17.026	17.216	.67031	.67779
20x1.0	19.350	19.510	.76181	.76811
20x2.5	18.376	18.600	.72346	.73228
20x1.5	19.026	19.216	.74905	.75653
22x2.5	20.376	20.600	.80220	.81102
22x1.5	21.026	21.216	.82779	.83527
24x3.0	22.051	22.316	.86815	.87858
24x2.0	22.701	22.925	.89374	.90256
25x2.0	23.701	23.925	.93311	.94193
25x1.5	24.026	24.226	.94590	.95378
26x1.5	25.026	25.226	.98527	.99315
26x1.0	25.350	25.520	.99803	1.00472
27x3.0	25.051	25.316	.98626	.99669
27x2.0	25.701	25.925	1.01185	1.02067
28x2.0	26.701	26.925	1.05122	1.06004
28x1.5	27.026	27.226	1.06401	1.07189
28x1.0	27.350	27.520	1.07677	1.08346
30x1.5	29.026	29.226	1.14276	1.15063
30x3.5	27.727	28.007	1.09161	1.10264
30x2.0	28.701	28.925	1.12996	1.13878
32x2.0	30.701	30.925	1.20870	1.21752
32x1.5	31.026	31.226	1.22149	1.22937
33x3.5	30.727	31.007	1.20972	1.22075
33x2.0	31.701	31.925	1.24807	1.25689
35x1.5	34.026	34.226	1.33960	1.34748
36x2.0	34.701	34.925	1.36618	1.37500
36x4.0	33.402	33.702	1.31504	1.32685
36x3.0	34.051	34.316	1.34059	1.35102
38x1.5	37.026	37.226	1.45771	1.46559
39x2.0	37.701	37.925	1.48429	1.49311

# Metric Thread Gages

## Pitch Diameter Chart — Thread Ring and Setting Plugs

NOMINAL SIZE	METRIC		DECIMAL REF. ONLY	
	Go 6g	NoGo 6g	Go 6g	NoGo 6g
1.6x.35	1.354	1.291	.05331	.05083
1.8x .35	1.554	1.491	.06118	.05870
2x .4	1.721	1.654	.06776	.06512
2.2x .45	1.888	1.817	.07433	.07154
2.5x .45	2.188	2.117	.08614	.08335
3x .5	2.655	2.580	.10453	.10157
3.5x .6	3.089	3.004	.12161	.11827
4x .7	3.523	3.433	.13870	.13516
4.5x .75	3.991	3.901	.15713	.15358
5x .8	4.456	4.361	.17543	.17169
5.5x .75	4.991	4.901	.19650	.19295
6x1.0	5.324	5.212	.20961	.20520
6.3x1.0	5.624	5.512	.22142	.21701
7x1.0	6.324	6.212	.24898	.24457
8x1.25	7.160	7.042	.28189	.27724
8x1.0	7.324	7.212	.28835	.28394
9x1.25	8.160	8.042	.32126	.31661
10x .75	9.491	9.391	.37366	.36972
10x1.5	8.994	8.862	.35409	.34890
10x1.25	9.160	9.042	.36063	.35598
11x1.5	9.994	9.862	.39346	.38827
12x1.0	11.324	11.206	.44583	.44118
12x1.50	10.994	10.854	.43283	.42732
12x1.75	10.829	10.679	.42634	.42043
12x1.25	11.160	11.028	.43937	.43417
14x2.0	12.663	12.503	.49854	.49224
14x1.5	12.994	12.854	.51157	.50606
15x1.5	13.994	13.854	.55094	.54543
15x1.0	14.324	14.206	.56394	.55929
16x2.0	14.663	14.503	.57728	.57098
16x1.5	14.994	14.854	.59031	.58480
17x1.0	16.324	16.206	.64268	.63803

NOMINAL SIZE	METRIC		DECIMAL REF. ONLY	
	Go 6g	NoGo 6g	Go 6g	NoGo 6g
17x1.5	15.994	15.854	.62968	.62417
18x2.5	16.334	16.164	.64307	.63638
18x1.5	16.994	16.854	.66905	.66354
20x1.0	19.324	19.206	.76079	.75614
20x2.5	18.334	18.164	.72181	.71512
20x1.5	18.994	18.854	.74779	.74228
22x2.5	20.334	20.164	.80055	.79386
22x1.5	20.994	20.854	.82653	.82102
24x3.0	22.003	21.803	.86626	.85838
24x2.0	22.663	22.493	.89224	.88555
25x2.0	23.663	23.493	.93161	.92492
25x1.5	23.994	23.844	.94464	.93874
26x1.5	24.994	24.844	.98401	.97811
26x1.0	25.324	25.212	.99701	.99260
27x3.0	25.003	24.803	.98437	.97649
27x2.0	25.663	25.493	1.01035	1.00366
28x2.0	26.663	26.493	1.04972	1.04303
28x1.5	26.994	26.844	1.07625	1.05684
28x1.0	27.324	27.212	1.07575	1.07082
30x1.5	28.994	28.844	1.14150	1.13559
30x3.5	27.674	27.462	1.08953	1.08118
30x2.0	28.663	28.493	1.12846	1.12177
32x2.0	30.663	30.493	1.20720	1.20051
32x1.5	30.994	30.844	1.22023	1.21432
33x3.5	30.674	30.462	1.20764	1.19929
33x2.0	31.663	31.493	1.24657	1.23988
35x1.5	33.994	33.844	1.33834	1.33244
36x2.0	34.663	34.493	1.36469	1.35799
36x4.0	33.342	33.118	1.31267	1.30386
36x3.0	34.003	33.803	1.33870	1.33082
38x1.5	36.994	36.844	1.45645	1.45055
39x2.0	37.663	37.493	1.48280	1.47610



# Plain Ring Gages



**MASTER - Bilateral (Split) Tolerance**  
**GO - Unilateral (Minus) Tolerance**  
**NO GO - Unilateral (Plus) Tolerance**  
 Chrome plate add 30%  
 XXX Rings - Add 100% to XX prices .090 -  
 1.510" Above 1.510" - Priced on application  
 No chrome available on sizes .0901-.150

SIZE RANGE		DIMENSIONS		CLASS XX		CLASS X		CLASS Y		CLASS Z	
ABOVE	TO & INCL.	WIDTH	O.D.	1	2-4	1	2-4	1	2-4	1	2-4
.0901 mm1.78	.150 mm3.81	3/16	15/16	217.00	206.00	205.00	195.00	199.00	189.00	192.00	182.00
.150 mm3.81	.230 mm5.84	3/8	15/16	158.00	150.00	137.00	104.00	123.00	117.00	118.00	112.00
.230 mm5.84	.365 mm9.27	9/16	1-1/8	164.00	155.00	144.00	109.00	139.00	132.00	131.00	124.00
.365 mm9.27	.510 mm12.95	3/4	1-3/8	165.00	157.00	146.00	112.00	142.00	135.00	137.00	130.00
.510 mm12.95	.825 mm20.96	15/16	1-3/4	179.00	170.00	157.00	120.00	146.00	139.00	140.00	133.00
.825 mm20.96	1.135 mm28.83	1-1/8	2-1/8	192.00	182.00	169.00	129.00	157.00	150.00	150.00	142.00
1.135 mm28.83	1.510 mm38.35	1-5/16	2-1/2	221.00	210.00	190.00	144.00	176.00	168.00	167.00	159.00
1.510 mm38.35	2.010 mm51.05	1-1/2	4	268.00	255.00	247.00	187.00	237.00	225.00	220.00	209.00
2.010 mm51.05	2.510 mm63.75	1-1/2	4-1/2	342.00	325.00	294.00	223.00	269.00	256.00	258.00	245.00
2.510 mm63.75	3.010 mm76.45	1-1/2	5	396.00	376.00	349.00	266.00	307.00	292.00	294.00	279.00
3.010 mm76.45	3.510 mm89.05	1-1/2	5-1/2	462.00	439.00	400.00	305.00	353.00	335.00	338.00	321.00
3.510 mm89.15	4.010 mm101.85	1-1/2	6-3/8	527.00	500.00	455.00	346.00	416.00	395.00	404.00	384.00
4.010 mm101.85	4.760 mm120.90	1-1/2	7-1/4	591.00	562.00	524.00	398.00	469.00	445.00	455.00	433.00
4.760 mm120.90	5.510 mm139.95	1-1/2	8-1/4	740.00	703.00	649.00	493.00	590.00	561.00	537.00	510.00
5.510 mm139.95	6.260 mm159.00	1-1/2	9-1/4	860.00	817.00	767.00	583.00	721.00	685.00	687.00	653.00
6.260 mm159.00	7.010 mm178.05	1-1/2	10-1/4	1,035.00	983.00	964.00	733.00	882.00	838.00	848.00	806.00
7.010 mm178.05	7.760 mm197.10	1-1/2	11-1/4	1,082.00	1,028.00	1,015.00	772.00	924.00	878.00	882.00	838.00
7.760 mm197.10	8.510 mm216.15	1-1/2	12-1/4	1,248.00	1,185.00	1,142.00	868.00	1,047.00	995.00	996.00	946.00
8.510 216.15mm	9.260 mm235.20	1-1/2	13-1/4	1,489.00	1,415.00	1,400.00	1,064.00	1,342.00	1,274.00	1,305.00	1,240.00
9.260 mm235.20	10.010 mm254.20	1-1/2	14-1/4	1,725.00	1,639.00	1,541.00		1,423.00	1,352.00	1,330.00	1,264.00
10.010 mm254.20	10.760 mm273.30	1-1/2	15-1/4	1,932.00	1,836.00	1,702.00		1,541.00	1,464.00	1,453.00	1,381.00
10.760 mm273.30	11.510 mm292.35	1-1/2	16-1/4	2,122.00	2,016.00	1,867.00		1,689.00	1,604.00	1,600.00	1,520.00
11.510 mm292.35	12.260 311.40mm	1-1/2	17-1/4	2,630.00	2,499.00	2,336.00		2,150.00	2,042.00	2,110.00	2,005.00



# Taperlock and Trilock Plain Plug Gages



SIZE RANGE		DIMENSIONS		CLASS XX		CLASS X		CLASS Y		CLASS Z		HDL. NO.	PRICE
ABOVE	TO & INCL.	WIDTH	O.D.	1	2-4	1	2-4	1	2-4	1	2-4		
.105 2.67 mm	.150 3.81 mm	GO NO GO		85.00 74.00	81.00 70.00	66.00 59.00	63.00 56.00	58.00 50.00	55.00 48.00	49.00 45.00	46.00 43.00	00	14.00
.150 3.81 mm	.230 5.84 mm	GO NO GO		78.00 66.00	75.00 62.00	61.00 58.00	58.00 55.00	56.00 50.00	53.00 48.00	45.00 38.00	43.00 36.00	0	14.00
.231 5.84 mm	.365 9.27 mm	GO NO GO		83.00 74.00	79.00 70.00	63.00 59.00	60.00 56.00	58.00 50.00	55.00 48.00	47.00 39.00	44.00 38.00	1	14.00
.365 9.27 mm	.510 12.95 mm	GO NO GO		87.00 78.00	83.00 75.00	70.00 61.00	67.00 58.00	59.00 56.00	56.00 53.00	48.00 45.00	46.00 43.00	2	14.00
.510 12.95 mm	.825 20.96 mm	GO NO GO	1-1/4" 1/2"	89.00 83.00	85.00 79.00	74.00 63.00	70.00 60.00	63.00 58.00	60.00 55.00	51.00 47.00	48.00 44.00	3	14.00
.825 20.96 mm	1.135 28.83 mm	GO NO GO	1-1/2" 5/8"	108.00 93.00	103.00 89.00	83.00 74.00	79.00 70.00	66.00 59.00	63.00 56.00	58.00 52.00	55.00 50.00	4	14.00
1.135 28.83 mm	1.510 38.35 mm	GO NO GO	1-5/8" 3/4"	117.00 102.00	111.00 97.00	104.00 92.00	99.00 87.00	83.00 74.00	79.00 70.00	67.00 61.00	63.00 58.00	5	16.00
1.510 38.35 mm	2.010 51.05 mm	GO NO GO	1-7/8" 7/8"	172.00 151.00	163.00 143.00	140.00 119.00	133.00 113.00	122.00 104.00	116.00 99.00	95.00 86.00	90.00 82.00	5-1/2	21.00
2.010 51.05 mm	2.510 63.75 mm	GO NO GO	2" 7/8"	212.00 193.00	201.00 183.00	174.00 153.00	166.00 145.00	149.00 128.00	142.00 121.00	122.00 106.00	116.00 101.00	6	22.00
2.510 63.75 mm	3.010 76.45 mm	GO NO GO	2" 1"	248.00 216.00	236.00 205.00	208.00 173.00	198.00 164.00	176.00 149.00	167.00 142.00	141.00 125.00	135.00 119.00	7	23.00
3.010 76.45 mm	3.510 89.15 mm	GO NO GO	2" 1"	295.00 250.00	280.00 238.00	221.00 201.00	210.00 191.00	201.00 174.00	191.00 166.00	169.00 144.00	160.00 137.00	7	23.00
3.510 89.15 mm	4.010 101.85 mm	GO NO GO	2-1/8" 1"	348.00 288.00	330.00 274.00	284.00 232.00	270.00 220.00	235.00 203.00	224.00 193.00	198.00 175.00	188.00 166.00	7	23.00
4.010 101.85 mm	4.510 114.55 mm	GO NO GO	2-1/8" 1"	399.00 324.00	379.00 308.00	318.00 262.00	302.00 249.00	270.00 234.00	256.00 222.00	224.00 191.00	213.00 181.00	7	23.00
4.510 114.55 mm	5.010 127.25 mm	GO NO GO	2-1/8" 1"	458.00 367.00	435.00 348.00	352.00 311.00	335.00 295.00	316.00 280.00	300.00 266.00	284.00 259.00	270.00 246.00	7	23.00
5.010 127.25 mm	5.510 139.95 mm	GO NO GO	2-1/8" 1"	498.00 424.00	473.00 403.00	397.00 345.00	377.00 328.00	354.00 316.00	336.00 300.00	319.00 284.00	302.00 270.00	7	23.00
5.510 139.95 mm	6.010 152.65 mm	GO NO GO	2-1/8" 1"	538.00 456.00	511.00 433.00	433.00 399.00	411.00 379.00	399.00 368.00	379.00 350.00	355.00 316.00	338.00 300.00	7	23.00
6.010 152.65 mm	6.510 165.35 mm	GO NO GO	2-1/8" 1"	579.00 494.00	550.00 469.00	471.00 428.00	447.00 406.00	437.00 401.00	415.00 381.00	393.00 345.00	374.00 328.00	7	23.00
6.510 165.35 mm	7.010 178.05 mm	GO NO GO	2-1/8" 1"	634.00 515.00	602.00 489.00	516.00 462.00	490.00 439.00	480.00 437.00	456.00 415.00	434.00 397.00	411.00 377.00	7	23.00
7.010 178.05 mm	7.510 190.75 mm	GO NO GO	2-1/8" 1"	746.00 570.00	709.00 542.00	609.00 528.00	579.00 502.00	577.00 505.00	548.00 480.00	543.00 457.00	516.00 434.00	7	23.00
7.510 190.75 mm	8.010 203.45 mm	GO NO GO	2-1/8" 1"	769.00 651.00	731.00 618.00	659.00 606.00	626.00 575.00	640.00 580.00	608.00 551.00	577.00 508.00	548.00 483.00	7	23.00

Above 1.510 furnished in Trilock Style.

Chrome plate add 30%.

XXX add 100% to XX prices up to 1.510" only.

# Cylindrical (Pin Type) Gages

Unilateral Tolerance  
 GO - Plus Tolerance  
 NO GO - Minus Tolerance  
 Chrome plate add 30%.  
 No chrome available on sizes .010 - .075




SIZE RANGE		LGTH.	CLASS XX		CLASS X		CLASS Y		CLASS Z		HDL. NO.	PRICE
ABOVE	TO & INCL.		1	2-4	1	2-4	1	2-4	1	2-4		
.010 .254 mm	.030 .762 mm	2"	79.00	76.00	53.00	49.00	52.00	45.00	41.00	39.00	1W	15.00
.030 .762 mm	.075 1.91 mm	2"	43.00	40.00	30.00	29.00	26.00	25.00	23.00	22.00	1W	15.00
.075 1.91 mm	.180 4.57 mm	2"	46.00	44.00	35.00	33.00	33.00	30.00	25.00	24.00	2W	15.00
.180 4.57 mm	.281 7.14 mm	2"	48.00	46.00	37.00	35.00	35.00	31.00	26.00	25.00	3W	16.00
.281 7.14 mm	.406 10.31 mm	2"	52.00	48.00	38.00	37.00	37.00	35.00	28.00	26.00	4W	17.00
.406 10.31 mm	.510 12.95 mm	2"	53.00	49.00	41.00	40.00	38.00	37.00	31.00	30.00	5W	17.00
.510 12.95 mm	.635 16.13 mm	2"	60.00	69.00	43.00	41.00	40.00	39.00	33.00	31.00	6W	18.00
.635 16.13 mm	.760 19.30 mm	2"	61.00	56.00	45.00	43.00	41.00	40.00	35.00	33.00	7W	21.00
.760 19.30 mm	1.010 25.65 mm	2"	110.00	105.00	87.00	84.00	78.00	74.00	63.00	60.00	8W	25.00

# Extra Length Pin Gages


SIZE RANGE	CLASS	LENGTH				HANDLE NO.	PRICE
		3"	4"	5"	6"		
.0300" to .0750" .762mm - 1.91 mm	XX	162.00	245.00	QUOTED ON REQUEST		1W	15.00
	X	140.00	212.00				
	Y or Z	122.00	181.00				
.0751" to .1800" 1.91 mm - 4.57 mm	XX	133.00	184.00	238.00	291.00	2W	15.00
	X	113.00	156.00	204.00	248.00		
	Y or Z	95.00	132.00	167.00	207.00		
.1801" to .2810" 4.57 mm - 7.14 mm	XX	120.00	170.00	220.00	266.00	3W	16.00
	X	102.00	143.00	183.00	223.00		
	Y or Z	87.00	122.00	155.00	190.00		
.2811" - .4060" 7.14 mm - 10.31 mm	XX	125.00	176.00	223.00	271.00	4W	17.00
	X	105.00	146.00	187.00	230.00		
	Y or Z	89.00	122.00	159.00	193.00		
.4061" to .5100" 10.31 mm - 12.95 mm	XX	127.00	179.00	228.00	278.00	5W	17.00
	X	106.00	148.00	190.00	231.00		
	Y or Z	91.00	127.00	159.00	197.00		
.5101" to .6350" 12.95 mm - 16.13 mm	XX	132.00	183.00	233.00	286.00	6W	18.00
	X	109.00	153.00	197.00	238.00		
	Y or Z	94.00	130.00	167.00	201.00		
.6351" - .7600" 16.13 mm to 19.30 mm	XX	144.00	201.00	259.00	316.00	7W	21.00
	X	113.00	159.00	206.00	251.00		
	Y or Z	102.00	143.00	183.00	227.00		

# Master Setting Disc


SIZE RANGE		GAGE MAKER'S TOLERANCE CLASSES			
ABOVE	TO & INCLU.	XX	X	Y	Z
.029	.825	0.00002	0.00004	0.00007	0.00010
.825	1.510	0.00003	0.00006	0.00009	0.00012
1.510	2.510	0.00004	0.00008	0.00010	0.00016
2.510	4.510	0.00005	0.00010	0.00015	0.00020
4.510	6.510	0.000065	0.00013	0.00019	0.00025
6.510	9.010	0.00008	0.00016	0.00024	0.00032
9.010	12.010	0.00010	0.00020	0.00030	0.00040



**STYLE #1**



**STYLE #2**  
Unilateral (GO plus NO GO minus)



**STYLE #3**  
Bilateral (Split) tolerance

SIZE RANGE		CLASS	LGTH.	STYLE #1		STYLE #2		STYLE #3	
ABOVE	TO & INCL.			STEEL	CHROME	STEEL	CHROME	STEEL	CHROME
.150 3.81 mm	.230 5.84 mm	XX X Y	7/8	135.00 101.00 92.00	176.00 131.00 120.00	234.00 174.00 156.00	305.00 226.00 203.00	127.00 92.00 87.00	165.00 120.00 113.00
.230 5.84 mm	.365 9.27 mm	XX X Y	1"	141.00 106.00 94.00	183.00 138.00 122.00	236.00 175.00 158.00	307.00 228.00 205.00	128.00 94.00 89.00	167.00 122.00 115.00
.365 9.27 mm	.510 12.95 mm	XX X Y	1-1/8	142.00 108.00 97.00	185.00 140.00 126.00	238.00 179.00 165.00	309.00 232.00 214.00	132.00 97.00 90.00	171.00 126.00 117.00
.510 12.95 mm	.825 20.96 mm	XX X Y	1-1/4	148.00 111.00 99.00	192.00 144.00 129.00	240.00 181.00 167.00	311.00 235.00 217.00	134.00 99.00 92.00	174.00 129.00 120.00
0.825 20.96 mm	1.135 28.83 mm	XX X Y	1-3/8	156.00 118.00 116.00	203.00 153.00 151.00	266.00 201.00 196.00	345.00 262.00 255.00	148.00 111.00 101.00	192.00 144.00 131.00
1.135 28.83 mm	1.510 38.35 mm	XX X Y	1-5/8	170.00 127.00 118.00	221.00 165.00 153.00	293.00 220.00 196.00	381.00 287.00 255.00	158.00 116.00 106.00	205.00 151.00 138.00
1.510 38.35 mm	2.010 51.05 mm	XX X Y	1-7/8	196.00 148.00 127.00	255.00 192.00 165.00	333.00 248.00 222.00	433.00 323.00 289.00	177.00 134.00 118.00	230.00 174.00 153.00
2.010 51.05 mm	2.510 63.75 mm	XX X Y	2"	222.00 165.00 151.00	289.00 214.00 196.00	391.00 290.00 250.00	508.00 377.00 325.00	210.00 160.00 134.00	273.00 208.00 174.00
2.510 63.75 mm	3.010 76.45 mm	XX X Y	2"	260.00 203.00 170.00	338.00 264.00 221.00	451.00 335.00 288.00	587.00 436.00 375.00	238.00 175.00 153.00	309.00 228.00 199.00
3.010 76.45 mm	3.510 89.15 mm	XX X Y	2"	292.00 220.00 196.00	379.00 287.00 255.00	531.00 399.00 344.00	690.00 519.00 447.00	278.00 208.00 174.00	361.00 271.00 226.00
3.510 89.15 mm	4.010 101.85 mm	XX X Y	2-1/8	340.00 253.00 220.00	442.00 329.00 287.00	571.00 451.00 384.00	742.00 587.00 499.00	292.00 238.00 203.00	379.00 309.00 264.00
4.010 101.85 mm	4.510 114.55 mm	XX X Y	2-1/8	384.00 292.00 253.00	499.00 379.00 329.00	621.00 493.00 439.00	808.00 641.00 571.00	321.00 252.00 233.00	417.00 327.00 302.00
4.510 114.55 mm	5.010 127.25 mm	XX X Y	2	430.00 328.00 292.00	560.00 426.00 379.00	667.00 663.00 531.00	867.00 862.00 690.00	344.00 281.00 250.00	447.00 366.00 325.00
5.010 127.25 mm	5.510 139.95 mm	XX X Y	2-1/8	470.00 365.00 328.00	612.00 474.00 426.00	717.00 585.00 531.00	932.00 760.00 690.00	370.00 302.00 276.00	481.00 393.00 359.00
5.510 139.95 mm	6.010 152.65 mm	XX X Y	2-1/8	503.00 399.00 365.00	654.00 519.00 474.00	835.00 651.00 604.00	1,085.00 846.00 785.00	391.00 338.00 312.00	508.00 440.00 406.00



# Flexible Hole Location Gages

Titan hole location gages are used to check the centerline location of a threaded hole. They are flexible to provide a positive location on the pitch diameter of the part and can be used with a CMM or ordinary micrometers, in pairs.

INCH SIZES		PRICE	METRIC SIZES	PRICE
UNC	UNF			
	#0-80	146.00	M2x0.4	161.00
#1-64	#1-72	138.00	M4x0.7	153.00
#2-56	#2-64	135.00	M5x0.8	147.00
#3-48	#3-56	129.00	M6x1.0	130.00
#4-40	#4-48	121.00	M8x1.25	132.00
#6-32	#6-40	133.00	M10x1.25	133.00
#8-32	#8-36	127.00	M10x1.5	133.00
#10-24	#10-32	124.00	M12x1.25	138.00
#12-24	#12-28	121.00	M12x1.75	138.00
¼-20	¼-28	109.00	M12x1.5	138.00
5/16-18	5/16-24	109.00	M14x1.5	141.00
3/8-16	3/8-24	117.00	M14x2.0	141.00
7/16-14	7/16-20	117.00		
½-13	½-20	123.00		
5/8-11	5/8-18	123.00		
¾-10	¾-16	129.00		



- *Fast Track, Expedited Service Available*
- *Special Thread Plug & Ring Gages*  
*60°, ACME, JIS, DIN, Buttress and British Standards available on request.*
- *Engineering assistance to solve any technical questions available from our staff.*
- *Quotes valid for 30 days*

## **WARRANTY**

*Titan Gage warrants all gages for 60 days from the date of shipment, except in cases of customer error or mishandling. This 60 days period allows ample time for all gages to be inspected for any manufacturing inaccuracies. Any- gage returned after the 60 days warranty period for defects will be subject to a rework charge.*

**Titan Gage, Inc.**  
**106 SCT Drive**  
**P.O. Box489**  
**White House, TN, 37188**  
**Phone 615-672-4171**  
**Fax 615-672-2665**